

Wiring bench with grids

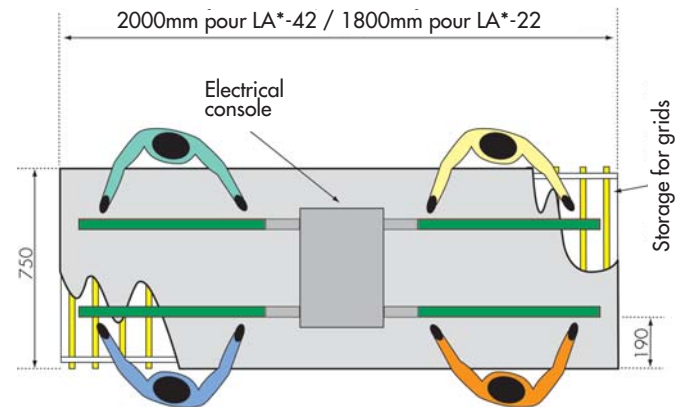
HARD-WEARING LAMP (without maintenance)



Workstation for 4 users. It is delivered with:

- 2 vertical electrical consoles with various outputs (see below)
- 4 grid frames
- 4 fixed grids 800 x 150mm
- 4 removable grids 600 x 500mm (usefull area)
- 1 stratified bench of dimensions 2000 x 750mm
- 2 storage areas for 4 removable grids each

Reference ● LAO-42T	Reference ● LAV-42T	3-phase
Reference ● LAO-42M	Reference ● LAV-42M	single-phase



ELECTRICAL FEATURES OF THE VERTICAL CONSOLES (2 sides)



EMERGENCY STOP

- The push-button cuts off the power in the case of an emergency. Key-resettable (positive safety).

24VAC SUPPLY (insulated from mains)

- Used via 2 safety terminals. Primary winding of transformer protected by auto-protection and secondary wiring by circuit breaker.

GENERAL START/STOP

- A lamp indicating that the power is on.
- Start/stop operated using a double push-button.

230V MAINS DISTRIBUTION

- Two mains sockets 230V with lamp.

GENERAL PROTECTION

- Protection by thermal magnetic circuit breaker (30mA residual circuit breaker available as an option).

3-PHASE SUPPLY (3 X 400V + N+ E) (only for LA*-42T)


- A lamp indicating that the power is on.
- Output via 4 safety terminals.
- Key-operated power-on switch.

Options for wiring benches

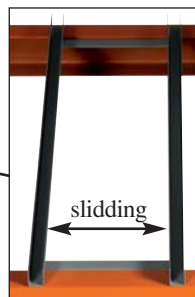
STORAGE UNIT FOR 2 GRIDS

Standard model

Vertical with upper and lower guide.
Made for grids 660 x 534mm.
For storing 2 grids.
Foresee an area of 330mm by GLS-2



ref. GLS-2



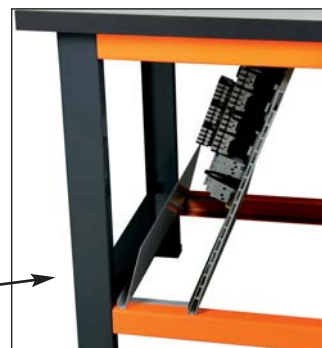
to calculate the number of possible options by bench.

Economical model

Compatible with grids of dimensions 580 x 750mm max. (tilted by 15° relative to the vertical). For storing 2 grids.
Foresee an area of 380mm by RAILECO to calculate the number of possible options by bench.

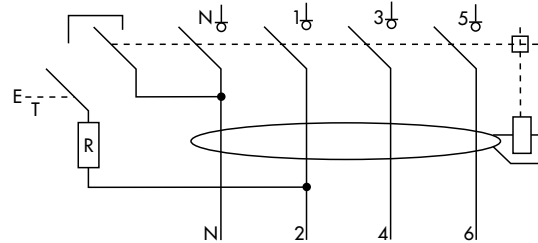


bench.



ref. RAILECO

30mA RESIDUAL CURRENT CIRCUIT BREAKER



30mA residual current circuit-breaker. Single-phase bench.

ref. DIF30-2L A Type

ref. DIF30-2LAC AC Type

30mA residual current circuit-breaker. 3-phase bench.

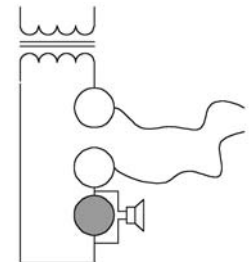
ref. DIF30-4L A Type

ref. DIF30-4LAC AC Type

CIRCUIT CONTINUITY TEST

An optional circuit "Continuity test" is available. This option allows to do some acoustic and visual tests under 24VAC.

ref. CAV



360° LED LAMP

REPLACE YOUR OLD LAMPS BY SOME NEW HARD-WEARING LED LAMPS

- LED lamp with ten electroluminescent LED diodes without maintenance.
- Bulb with a bayonet fitting (B15D type), 2 contact terminals
- Available in 2 voltages: 230VAC and 24VAC

ref. T15-230 230V

ref. T15-24 24V



PNEUMATICS KIT FOR 4mm OUTPUT



A pneumatic distribution can be fitted on the wiring benches. This option is delivered complete with air entry pipe, stop valve, regulator with filter and manometer, feeder tank with 4 quick-fit junctions, means of fixing and screws.

ref. DISLAB

24VDC - 2.2A OUTPUT



Electronic auto-protection.
Safety terminals 4mm
On/off switch
LED indicator light.

ref. CC24L

VERTICAL CABLE RACEWAY

For the wiring of the power cable from the aerial wiring system to the top of upright supply console

ref. LABO-CANNE



360° LIGHT SIGNAL TOWERS



ref. VOY61



ref. VOY121



ref. VOY181

WARNING: FORESEE 1 TOWER BY STUDENT. THEY CAN BE SEEN THROUGH 360°.
CAN BE PLACED EITHER ON THE CONSOLE OR ON A VERTICAL CABLE RACEWAY.

COLOURS AVAILABLE UPON REQUEST

white - orange - red - green - blue

HARD WEARING LED LAMP



HANGING DRAWERS (300 SERIES) WITH LOCK AND KEY

For top in depth 750mm or 1000mm - Height: 400mm - Width: 450mm

REF	Drawer H=100mm	Drawer H=200mm	Drawer H=300mm
TIG-30	3	/	/
TIG-32	1	1	/
TIG-33	/	/	1



Ref. TIG-30



Ref. TIG-32

HANGING DRAWERS (400 SERIES) WITH LOCK AND KEY

For top in depth 750mm or 1000mm - Height: 490mm - Width: 450mm

REF	Drawer H=100mm	Drawer H=200mm	Drawer H=300mm
TIG-40	4	/	/
TIG-41	2	1	/
TIG-42	/	2	/
TIG-43	1	/	1



Ref. TIG-41



Ref. TIG-42

HANGING DRAWER WITH LOCK AND KEY

For top in depth 750mm or 1000mm
Height: 100mm - Width: 400mm
With lock & key

ref. TIG-10



FAST CONNECTIONS HARTING®

These items are sold separately.
They allow the quick connection/disconnection of 24 contact points.
The female base is fixed, the male connector is movable.



Female base easy to fix on a wiring grid, 24 contact points female + ground.

ref. HA-24S



Simple connector, without protection, 24 points male + ground.

ref. HA-M24

CUSTOM-MADE PRODUCTS

Examples of manufacturing carried out according to customers' needs

