

Mobile wiring benches

SUPPLIED WITHOUT GRID



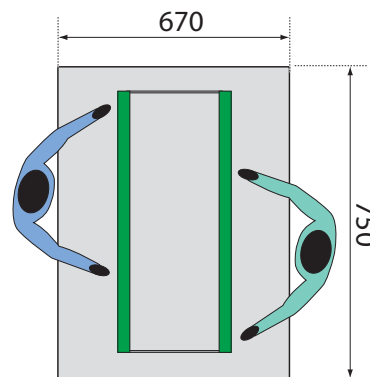
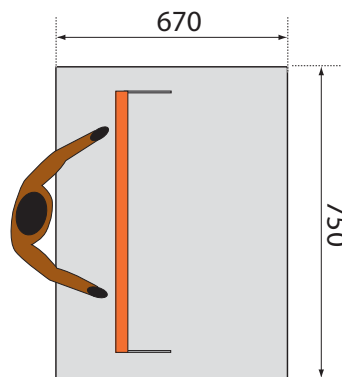
Reference ● MBO-1

Reference ● MBV-1



Reference ● MBO-2

Reference ● MBV-2



MBO-1 & MBV-1 enables you to wire up detachable grids without a testing option. It can be moved around thanks to its 4 wheels, 2 of them are fitted with brakes. The frame can accommodate grids or any other items with dimensions of up to 800 x 750mm maximum.
750 x 670mm high-temperature laminated top
Height of wiring unit = 1970mm.

MBO-2 & MBV-2 as the same features as **MBO-1 & MBV-1**, except that it has two frames and therefore enables two users to work at the same time.

Options for wiring benches

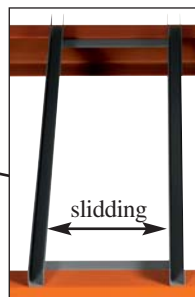
STORAGE UNIT FOR 2 GRIDS

Standard model

Vertical with upper and lower guide.
Made for grids 660 x 534mm.
For storing 2 grids.
Foresee an area of 330mm by GLS-2



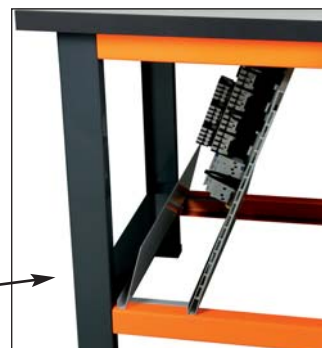

ref. GLS-2



to calculate the number of possible options by bench.

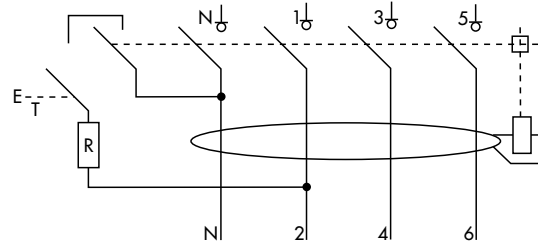
Economical model

Compatible with grids of dimensions 580 x 750mm max. (tilted by 15° relative to the vertical). For storing 2 grids.
Foresee an area of 380mm by RAILECO to calculate the number of possible options by bench.



ref. RAILECO

30mA RESIDUAL CURRENT CIRCUIT BREAKER



30mA residual current circuit-breaker. Single-phase bench.

ref. DIF30-2L A Type

ref. DIF30-2LAC AC Type

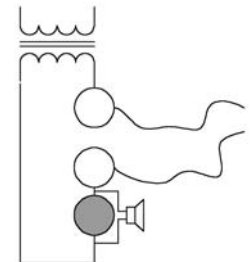
30mA residual current circuit-breaker. 3-phase bench.

ref. DIF30-4L A Type

ref. DIF30-4LAC AC Type

CIRCUIT CONTINUITY TEST

An optional circuit "Continuity test" is available. This option allows to do some acoustic and visual tests under 24VAC.



ref. CAV

360° LED LAMP

REPLACE YOUR OLD LAMPS BY SOME NEW HARD-WEARING LED LAMPS

- LED lamp with ten electroluminescent LED diodes without maintenance.
- Bulb with a bayonet fitting (B15D type), 2 contact terminals
- Available in 2 voltages: 230VAC and 24VAC

ref. T15-230 230V

ref. T15-24 24V



VERTICAL CABLE RACEWAY

For the wiring of the power cable from the aerial wiring system to the top of upright supply console

ref. LABO-CANNE



PNEUMATICS KIT FOR 4mm OUTPUT



A pneumatic distribution can be fitted on the wiring benches. This option is delivered complete with air entry pipe, stop valve, regulator with filter and manometer, feeder tank with 4 quick-fit junctions, means of fixing and screws.

ref. DISLAB

24VDC - 2.2A OUTPUT



Electronic auto-protection.
Safety terminals 4mm
On/off switch
LED indicator light.

ref. CC24L

360° LIGHT SIGNAL TOWERS



ref. VOY61



ref. VOY121



ref. VOY181

WARNING: FORESE 1 TOWER BY STUDENT. THEY CAN BE SEEN THROUGH 360°.
CAN BE PLACED EITHER ON THE CONSOLE OR ON A VERTICAL CABLE RACEWAY.

COLOURS AVAILABLE UPON REQUEST

white - orange - red - green - blue

HARD WEARING LED LAMP



HANGING DRAWERS (300 SERIES) WITH LOCK AND KEY

For top in depth 750mm or 1000mm - Height: 400mm - Width: 450mm

REF	Drawer H=100mm	Drawer H=200mm	Drawer H=300mm
TIG-30	3	/	/
TIG-32	1	1	/
TIG-33	/	/	1



Ref. TIG-30



Ref. TIG-32

HANGING DRAWERS (400 SERIES) WITH LOCK AND KEY

For top in depth 750mm or 1000mm - Height: 490mm - Width: 450mm

REF	Drawer H=100mm	Drawer H=200mm	Drawer H=300mm
TIG-40	4	/	/
TIG-41	2	1	/
TIG-42	/	2	/
TIG-43	1	/	1



Ref. TIG-41



Ref. TIG-42

HANGING DRAWER WITH LOCK AND KEY

For top in depth 750mm or 1000mm
Height: 100mm - Width: 400mm
With lock & key

ref. TIG-10



FAST CONNECTIONS HARTING®

These items are sold separately.
They allow the quick connection/disconnection of 24 contact points.
The female base is fixed, the male connector is movable.



Female base easy to fix on a wiring grid, 24 contact points female + ground.

ref. HA-24S



Simple connector, without protection, 24 points male + ground.

ref. HA-M24

CUSTOM-MADE PRODUCTS

Examples of manufacturing carried out according to customers' needs

